

# Applied Health Science (BS)

 Program-15

## Annual Assessment Plan

1

**2 PLO 1 (ULO 2) - Responses to exercise**

Describe the anatomical and physiological responses to acute and chronic exercise.

## Outcome(s)

- 1 Choose one or more accreditor outcome that aligns with your Program Learning Outcome.

There is no selected outcome.

- 2 Choose one or more Institution outcome that aligns with your Program Learning Outcome.

There is no selected outcome.

- 3 **Please Enter The Following Information Below:**

**Measures** - Need to name specific course/ required experience plus exact exam items, assignments, rubric lines, etc. used for the analysis of performance on the PLO.

**Targets** - Percentage of students expected to earn a particular score on the measure.

**Timeline** - The frequency with which the department will analyze and report student performance on the PLO.

Measures	Targets	Timeline
APHS 271 – Biomechanical analysis, Movement analysis, anatomical analysis	80% of APHS majors score 75% or higher	Every fall
APHS 301 – Exam #3	80% of APHS majors score 75% or higher	Every fall
APHS 215 – final exam	80% of APHS majors will score a 75% or higher	Fall odd years

- 4 **Results** - Please enter numeric results, indicating the number and percentage of student performance meeting the target. Record faculty discussion about the strengths and weaknesses in student performance. \*Please see the May Development section on the Assessment of Student Learning website for suggestions about how to process assessment results.

APHS 215 95.83% met goal  
APHS 271 100% met goal  
APHS 301 81.5% met goal

- 5 **Action Plans** - If student performance did not meet the target, identify specific improvement strategies to enact in the upcoming academic year. For example, add instruction on the topic, change an assignment, revise course requirements, revise objectives, identify additional support/resources for students.
- 6 **Closing the Loop** - If you entered action plans for the PLO last year, they will appear in the box below. Please explain what you did to accomplish the action plan this year, re-examine student performance, and determine the success of your action plan.

N/A

3 **PLO 1 (ULO 4) - Responses to exercise**

Describe the anatomical and physiological responses to acute and chronic exercise.

### Outcome(s)

- 1 Choose one or more accreditor outcome that aligns with your Program Learning Outcome.

There is no selected outcome.

- 2 Choose one or more Institution outcome that aligns with your Program Learning Outcome.

There is no selected outcome.

- 3 **Please Enter The Following Information Below:**

**Measures** - Need to name specific course/ required experience plus exact exam items, assignments, rubric lines, etc. used for the analysis of performance on the PLO.

**Targets** - Percentage of students expected to earn a particular score on the measure.

**Timeline** - The frequency with which the department will analyze and report student performance on the PLO.



Measures	Targets	Timeline
APHS 215 -- final exam	80% of APHS majors score 75% or higher	Fall odd years

- 4 **Results** - Please enter numeric results, indicating the number and percentage of student performance meeting the target. Record faculty discussion about the strengths and weaknesses in student performance. \*Please see the May Development section on the Assessment of Student Learning website for suggestions about how to process assessment results.

95.83% met goal

- 5 **Action Plans** - If student performance did not meet the target, identify specific improvement strategies to enact in the upcoming academic year. For example, add instruction on the topic, change an assignment, revise course requirements, revise objectives, identify additional support/resources for students.

- 6 **Closing the Loop** - If you entered action plans for the PLO last year, they will appear in the box below. Please explain what you did to accomplish the action plan this year, re-examine student performance, and determine the success of your action plan.

N/A

- 4 **PLO 2 (ULO 2) - Disease prevention**  
Explain the role of exercise in disease prevention.

### Outcome(s)

- 1 Choose one or more accreditor outcome that aligns with your Program Learning Outcome.

There is no selected outcome.

- 2 Choose one or more Institution outcome that aligns with your Program Learning Outcome.



There is no selected outcome.

**3 Please Enter The Following Information Below:**

**Measures** - Need to name specific course/ required experience plus exact exam items, assignments, rubric lines, etc. used for the analysis of performance on the PLO.

**Targets** - Percentage of students expected to earn a particular score on the measure.

**Timeline** - The frequency with which the department will analyze and report student performance on the PLO.

Measures	Targets	Timeline
APHS 215 – final exam	80% of APHS majors will score 75% or higher	Fall odd years

**4 Results** - Please enter numeric results, indicating the number and percentage of student performance meeting the target. Record faculty discussion about the strengths and weaknesses in student performance. \*Please see the May Development section on the Assessment of Student Learning website for suggestions about how to process assessment results.

95.83% met goal

**5 Action Plans** - If student performance did not meet the target, identify specific improvement strategies to enact in the upcoming academic year. For example, add instruction on the topic, change an assignment, revise course requirements, revise objectives, identify additional support/resources for students.

**6 Closing the Loop** - If you entered action plans for the PLO last year, they will appear in the box below. Please explain what you did to accomplish the action plan this year, re-examine student performance, and determine the success of your action plan.

N/A

**5 PLO 2 (ULO 4) - Disease prevention**

Explain the role of exercise in disease prevention.

## Outcome(s)

- 1 Choose one or more accreditor outcome that aligns with your Program Learning Outcome.

There is no selected outcome.

- 2 Choose one or more Institution outcome that aligns with your Program Learning Outcome.

There is no selected outcome.

- 3 **Please Enter The Following Information Below:**

**Measures** - Need to name specific course/ required experience plus exact exam items, assignments, rubric lines, etc. used for the analysis of performance on the PLO.

**Targets** - Percentage of students expected to earn a particular score on the measure.

**Timeline** - The frequency with which the department will analyze and report student performance on the PLO.

Measures	Targets	Timeline
APHS 215 – final exam	80% of APHS majors score 75% or higher	Fall odd years

- 4 **Results** - Please enter numeric results, indicating the number and percentage of student performance meeting the target. Record faculty discussion about the strengths and weaknesses in student performance. \*Please see the May Development section on the Assessment of Student Learning website for suggestions about how to process assessment results.

95.83% met goal

5

**Action Plans** - If student performance did not meet the target, identify specific improvement strategies to enact in the upcoming academic year. For example, add instruction on the topic, change an assignment, revise course requirements, revise objectives, identify additional support/resources for students.

- 6 **Closing the Loop** - If you entered action plans for the PLO last year, they will appear in the box below. Please explain what you did to accomplish the action plan this year, re-examine student performance, and determine the success of your action plan.

N/A

6 **PLO 3 (ULO 4) - Exercise programs**

Prescribe safe and effective exercise programs for diverse individuals.

### Outcome(s)

- 1 Choose one or more accreditor outcome that aligns with your Program Learning Outcome.

There is no selected outcome.

- 2 Choose one or more Institution outcome that aligns with your Program Learning Outcome.

There is no selected outcome.

- 3 **Please Enter The Following Information Below:**

**Measures** - Need to name specific course/ required experience plus exact exam items, assignments, rubric lines, etc. used for the analysis of performance on the PLO.

**Targets** - Percentage of students expected to earn a particular score on the measure.

**Timeline** - The frequency with which the department will analyze and report student performance on the PLO.

Measures	Targets	Timeline
APHS 215 -- final exam	80% of APHS majors score 75% or higher	Fall odd years



Measures	Targets	Timeline
APHS 412 – personal training project.	90% of APHS students will score at least 80% or higher on the Personal Training Project.	Spring Odd years
ATHT 339 exercise prescription project	90% of APHS-PRAT students will score at least 80% or higher on the exercise	Fall Odd years

- 4 **Results** - Please enter numeric results, indicating the number and percentage of student performance meeting the target. Record faculty discussion about the strengths and weaknesses in student performance. \*Please see the May Development section on the Assessment of Student Learning website for suggestions about how to process assessment results.

APHS 215 95.83% met goal  
 APHS 412 100% met goal  
 ATHT 339 assessment begins fall 2023

- 5 **Action Plans** - If student performance did not meet the target, identify specific improvement strategies to enact in the upcoming academic year. For example, add instruction on the topic, change an assignment, revise course requirements, revise objectives, identify additional support/resources for students.

- 6 **Closing the Loop** - If you entered action plans for the PLO last year, they will appear in the box below. Please explain what you did to accomplish the action plan this year, re-examine student performance, and determine the success of your action plan.

N/A

7 **PLO 3 (ULO 2) - Exercise programs**

Prescribe safe and effective exercise programs for diverse individuals.

**Outcome(s)**

- 1 Choose one or more accreditor outcome that aligns with your Program Learning Outcome.



There is no selected outcome.

- 2 Choose one or more Institution outcome that aligns with your Program Learning Outcome.

There is no selected outcome.

- 3 **Please Enter The Following Information Below:**

**Measures** - Need to name specific course/ required experience plus exact exam items, assignments, rubric lines, etc. used for the analysis of performance on the PLO.

**Targets** - Percentage of students expected to earn a particular score on the measure.

**Timeline** - The frequency with which the department will analyze and report student performance on the PLO.

Measures	Targets	Timeline
APHS 215 – final exam	80% of APHS majors will score a 75% or higher on the final exam	Fall odd years

- 4 **Results** - Please enter numeric results, indicating the number and percentage of student performance meeting the target. Record faculty discussion about the strengths and weaknesses in student performance. \*Please see the May Development section on the Assessment of Student Learning website for suggestions about how to process assessment results.

95.83% met goal

- 5 **Action Plans** - If student performance did not meet the target, identify specific improvement strategies to enact in the upcoming academic year. For example, add instruction on the topic, change an assignment, revise course requirements, revise objectives, identify additional support/resources for students.

- 6

**Closing the Loop** - If you entered action plans for the PLO last year, they will appear in the box below. Please explain what you did to accomplish the action plan this year, re-examine student performance, and determine the success of your action plan.

N/A

**8 PLO 4 (ULO 2) - Health and human performance**

Identify factors influencing health and human performance.

**Outcome(s)**

**1** Choose one or more accreditor outcome that aligns with your Program Learning Outcome.

There is no selected outcome.

**2** Choose one or more Institution outcome that aligns with your Program Learning Outcome.

There is no selected outcome.

**3 Please Enter The Following Information Below:**

**Measures** - Need to name specific course/ required experience plus exact exam items, assignments, rubric lines, etc. used for the analysis of performance on the PLO.

**Targets** - Percentage of students expected to earn a particular score on the measure.

**Timeline** - The frequency with which the department will analyze and report student performance on the PLO.

Measures	Targets	Timeline
APHS 215 – final exam	80% of APHS majors will score a 75% or higher	Fall odd years

**4**

**Results** - Please enter numeric results, indicating the number and percentage of student performance meeting the target. Record faculty discussion about the strengths and weaknesses in student performance. \*Please see the May Development section on the Assessment of Student Learning website for suggestions about how to process assessment results.

95.83% met goal

**5 Action Plans** - If student performance did not meet the target, identify specific improvement strategies to enact in the upcoming academic year. For example, add instruction on the topic, change an assignment, revise course requirements, revise objectives, identify additional support/resources for students.

**6 Closing the Loop** - If you entered action plans for the PLO last year, they will appear in the box below. Please explain what you did to accomplish the action plan this year, re-examine student performance, and determine the success of your action plan.

N/A

**9 PLO 4 (ULO 4) - Health and human performance**

Identify factors influencing health and human performance.

### Outcome(s)

**1** Choose one or more accreditor outcome that aligns with your Program Learning Outcome.

There is no selected outcome.

**2** Choose one or more Institution outcome that aligns with your Program Learning Outcome.

There is no selected outcome.

**3 Please Enter The Following Information Below:**

**Measures** - Need to name specific course/ required experience plus exact exam items, assignments, rubric lines, etc. used for the analysis of performance on the PLO.

**Targets** - Percentage of students expected to earn a particular score on the measure.



**Timeline** - The frequency with which the department will analyze and report student performance on the PLO.

Measures	Targets	Timeline
APHS 215 -- final exam	80% of APHS majors will score 75% or higher	Fall odd years

- 4 **Results** - Please enter numeric results, indicating the number and percentage of student performance meeting the target. Record faculty discussion about the strengths and weaknesses in student performance. \*Please see the May Development section on the Assessment of Student Learning website for suggestions about how to process assessment results.

95.83% met goal

- 5 **Action Plans** - If student performance did not meet the target, identify specific improvement strategies to enact in the upcoming academic year. For example, add instruction on the topic, change an assignment, revise course requirements, revise objectives, identify additional support/resources for students.

- 6 **Closing the Loop** - If you entered action plans for the PLO last year, they will appear in the box below. Please explain what you did to accomplish the action plan this year, re-examine student performance, and determine the success of your action plan.

N/A

10 **PLO 5 (ULO 3) - Faith**

Identify how faith impacts professional practice in the applied health sciences.

### Outcome(s)

- 1 Choose one or more accreditor outcome that aligns with your Program Learning Outcome.

There is no selected outcome.

- 2 Choose one or more Institution outcome that aligns with your Program Learning Outcome.

There is no selected outcome.

- 3 **Please Enter The Following Information Below:**

**Measures** - Need to name specific course/ required experience plus exact exam items, assignments, rubric lines, etc. used for the analysis of performance on the PLO.

**Targets** - Percentage of students expected to earn a particular score on the measure.

**Timeline** - The frequency with which the department will analyze and report student performance on the PLO.

Measures	Targets	Timeline
APHS 412 – Capstone Essay	80% of APHS majors will score 75% or higher	Spring even years
ATHT 480 How will you measure your life?	80% of APHS-PRAT majors will score 80% or higher	Spring even years

- 4 **Results** - Please enter numeric results, indicating the number and percentage of student performance meeting the target. Record faculty discussion about the strengths and weaknesses in student performance. \*Please see the May Development section on the Assessment of Student Learning website for suggestions about how to process assessment results.

100% met goal  
ATHT 480 assessment begins spring 2024

- 5 **Action Plans** - If student performance did not meet the target, identify specific improvement strategies to enact in the upcoming academic year. For example, add instruction on the topic, change an assignment, revise course requirements, revise objectives, identify additional support/resources for students.

- 6 **Closing the Loop** - If you entered action plans for the PLO last year, they will appear in the box below. Please explain what you did to accomplish the action plan this year, re-examine student performance, and determine the success of your action plan.

N/A

11 **PLO 5 (ULO 5) - Faith**

Identify how faith impacts professional practice in the applied health sciences.

**Outcome(s)**

- 1 Choose one or more accreditor outcome that aligns with your Program Learning Outcome.

There is no selected outcome.

- 2 Choose one or more Institution outcome that aligns with your Program Learning Outcome.

There is no selected outcome.

- 3 **Please Enter The Following Information Below:**

**Measures** - Need to name specific course/ required experience plus exact exam items, assignments, rubric lines, etc. used for the analysis of performance on the PLO.

**Targets** - Percentage of students expected to earn a particular score on the measure.

**Timeline** - The frequency with which the department will analyze and report student performance on the PLO.

Measures	Targets	Timeline
APHS 412 – capstone essay	80% of APHS majors will score 75% or higher on the exam	Spring even years
ATHT 480 How will you measure your life?	80% of APHS-PRAT majors will score 80% or higher	Spring even years

- 4 **Results** - Please enter numeric results, indicating the number and percentage of student performance meeting the target. Record faculty discussion about the strengths and weaknesses in student performance. \*Please see the May Development section on the Assessment of Student Learning website for suggestions about how to process assessment results.

100% met goal  
ATHT 480 assessment begins spring 2024

- 5 **Action Plans** - If student performance did not meet the target, identify specific improvement strategies to enact in the upcoming academic year. For example, add instruction on the topic, change an assignment, revise course requirements, revise objectives, identify additional support/resources for students.

- 6 **Closing the Loop** - If you entered action plans for the PLO last year, they will appear in the box below. Please explain what you did to accomplish the action plan this year, re-examine student performance, and determine the success of your action plan.

N/A

12 **PLO 6 (ULO 4) - Scientific information and research**

Integrate scientific information and research into professional situations.

**Outcome(s)**

- 1 Choose one or more accreditor outcome that aligns with your Program Learning Outcome.

There is no selected outcome.

- 2 Choose one or more Institution outcome that aligns with your Program Learning Outcome.

There is no selected outcome.

- 3 **Please Enter The Following Information Below:**



**Measures** - Need to name specific course/ required experience plus exact exam items, assignments, rubric lines, etc. used for the analysis of performance on the PLO.

**Targets** - Percentage of students expected to earn a particular score on the measure.

**Timeline** - The frequency with which the department will analyze and report student performance on the PLO.

Measures	Targets	Timeline
APHS 301 – research article group presentations	80% of APHS majors score 80% or higher	Spring even years
ATHT 339 review of literature	80% of APHS-PRAT majors will score 80% or higher	Fall every year

- 4 **Results** - Please enter numeric results, indicating the number and percentage of student performance meeting the target. Record faculty discussion about the strengths and weaknesses in student performance. \*Please see the May Development section on the Assessment of Student Learning website for suggestions about how to process assessment results.

100% met goal  
ATHT 339 assessment begins fall 2023

- 5 **Action Plans** - If student performance did not meet the target, identify specific improvement strategies to enact in the upcoming academic year. For example, add instruction on the topic, change an assignment, revise course requirements, revise objectives, identify additional support/resources for students.

- 6 **Closing the Loop** - If you entered action plans for the PLO last year, they will appear in the box below. Please explain what you did to accomplish the action plan this year, re-examine student performance, and determine the success of your action plan.

N/A









- 2 Holistic program improvement goals: Programs are expected to have at least one action plan to improve student learning annually. If you have not yet identified an action plan associated with this year's assessment results, or if the department has identified additional issues that require action plans, describe the specific, measurable action plan and its relation to evidence of student performance.

## Assessment Rubric





1 **Process**

	1	2	3	4
<b>Is the plan being implemented faithfully and revised as needed?</b>	 Assessment plan is not implemented.	 Most aspects of plan are being implemented or all aspects are implemented to some degree.	 Assessment plan is fully implemented.	 Plan is faithfully executed and modified/evaluated as needed.

2 Explanations:

3 **Engagement**


	1	2	3	4

	1	2	3	4
<p><b>Are all relevant parties are meaningfully involved in the creation/revision, implementation, analysis, interpretation and learning improvement process?</b></p>	<p style="text-align: center;"></p> <p>Limited involvement beyond chair/director</p>	<p style="text-align: center;"></p> <p>All educators contributing to the curriculum are aware of process and results</p>	<p style="text-align: center;"></p> <p>All educators contributing to the curriculum participate in conversations regarding the use of assessment data to improve student learning</p>	<p style="text-align: center;"></p> <p>All relevant stakeholders (students, employers, alumni) are meaningfully involved in the creation/revision, implementation, analysis, interpretation, and/or improvement processes associated with this assessment plan.</p>

4 Explanations:

5 **Program Learning Objectives**

	1	2	3	4

	1	2	3	4
<p><b>Are the program learning objectives clear, measurable, aligned with ULOs/GLOs, and representative of the range of learning for that major/program?</b></p>	<p style="text-align: center;"></p> <p>PLOs are problematic (vague, abstract, not aligned with ULOs/GLOs) or missing.</p>	<p style="text-align: center;"></p> <p>PLOs are clear, mostly measurable, partially aligned with ULOs/GLOs.</p>	<p style="text-align: center;"></p> <p>PLOs are clear, measurable, aligned with ULOs/GLOs, and represent a summary of the knowledge, skills, beliefs, and values that a graduate of this major/program should attain by completing the required curriculum, accounting for variations in learning outcomes due to tracks/concentrations</p>	<p style="text-align: center;"></p> <p>PLOs are clear, measurable, aligned with ULOs/GLOs, and representative of the range of learning students achieve through completion of the program. The learning objectives provide a comprehensive view of the knowledge, skills, beliefs, and values that are important for a graduate of this major/program and account for variations in learning outcomes due to tracks/concentrations.</p>

6 Explanations:

7 **Measures**

	1	2	3	4

	1	2	3	4
<p><b>Are the instruments used to assess learning relevant to the objective? Do measures yield information/data you can use to drive improvement?</b></p>	<p>○</p> <p>Not all objectives have a measure identified. OR Measures do not directly connect to the objectives.</p>	<p>○</p> <p>All objectives have at least one direct measure. Measures connect to learning objectives superficially or tangentially and/or include learning other than stated objectives. Relies almost exclusively on the same form of assessment (survey, exam, project). Relies almost exclusively on data from a single source (course, program, activity).</p>	<p>●</p> <p>All objectives have at least one direct measure. Some objectives have multiple measures. Measures clearly connect to learning objectives. And two of the following four criteria: Objective measures more than one point in time (formative). Indirect measure are used strategically. Plan Incorporates different forms of assessment (survey, exam, project). Plan incorporates from a variety of sources (course, program, activity).</p>	<p>○</p> <p>Measures meet all of the following criteria: All objectives have at least one direct measure. Some objectives have multiple measures. Measures clearly connect to learning objectives. Objectives measured more than one point in time (formative). Indirect measures are used strategically. Plan incorporates different forms of assessment (survey, exam, project). Plan incorporates data from a variety of sources (course, program, activity).</p>

8 Explanations:

9 **Targets**





	1	2	3	4

	1	2	3	4
<p><b>Are the targets based on professional standards and/or analysis of past student work? Are targets challenging and achievable?</b></p>	<p style="text-align: center;"></p> <p>Some targets are missing.</p>	<p style="text-align: center;"></p> <p>Targets are arbitrarily chosen or reflect minimal expectations.</p>	<p style="text-align: center;"></p> <p>Targets are challenging and achievable based on prior student performance, and reflect an appropriate level of performance.</p>	<p style="text-align: center;"></p> <p>Targets are challenging and achievable. Targets are based on professional standards and/or prior student performance. Targets are set at a level to inspire program improvement.</p>

10 Explanations:

11 **Timeline**

	1	2	3	4

	1	2	3	4
<b>Is the timeline for data collection manageable with sufficient data points to effectively inform decision making and program review?</b>	 <p>Not identified clearly for all measures.</p>	 <p>Clearly states semester/year for each objective/measure. Data analysis delayed from data collection. Time between collection points may not facilitate informed decision making.</p>	 <p>Clearly stated and manageable schedule. At least two data points for each objective per review cycle.</p>	 <p>Timeline for data collection is manageable and allows for continuous improvement with timely and meaningful decision making even before program review.</p>

12 Explanations:

I suggest using clearer language for the timeline. 'Fall of odd years' is ambiguous since 2021-22 is an *even* year. I think what is meant here is 'odd falls' (forget the reference to years) and I suggest changing to that language.

13 **Action Plan**

	1	2	3	4

	1	2	3	4
<p><b>Is the department effectively examining and using assessment data to revise curriculum and pedagogy to support student learning?</b></p>	<p>Assessment data not collected/analyzed/used for decisions and/or results not documented in AEFIS.</p>	<p>Data collected, documented and discussed by department. Department reviewed confidence in measures and data as sufficient indicators of student performance. If data indicated changes were needed, action plans were developed in consultation with dean (e.g. improving outcomes, measures, targets, curriculum or pedagogy).</p>	<p>Data collected, documented and discussed by department. Department and dean confirmed confidence in measures and data as sufficient indicators of student performance. Action plans (e.g. improving outcomes, measures, targets, curriculum or pedagogy) developed in consultation with dean. If prior year data warranted action plans, the department implemented the changes.</p>	<p>Department collected and discussed follow-up data after the implementation of action plans in order to determine whether changes resulted in improvement or whether additional action is necessary. Data confirms effective curriculum and pedagogy for learning outcomes. Score of 4 should be assigned only if objectives, measures, targets and timeline all score a 4.</p>

14 Explanations:

No action plans in this cycle. Overall, it bothers me that I rarely if ever see action plans or program changes as a result of HNES assessment and am concerned this is an indication of some lack of rigor in measures/targets.

15 **Dissemination**

	1	2	3	4

	1	2	3	4
<p><b>Is the department communicating learning objectives, results and improvements related to student learning to a wide audience?</b></p>	<p><input type="radio"/></p> <p>No record of assessment results and changes made as a result of assessment findings.</p>	<p><input checked="" type="radio"/></p> <p>The department/program retains records of assessment results and positive changes made as a result of assessment findings, and results are entered in assessment software system.</p>	<p><input type="radio"/></p> <p>The department/program retains records of assessment results and changes made as a result of assessment findings, results are entered in assessment software system, and assessment results and improvements are publicly posted.</p>	<p><input type="radio"/></p> <p>The department/program retains records of assessment results and changes made as a result of assessment findings, and results are entered in assessment software system. Assessment results and improvements are publicly posted and shared proactively with faculty, prospective students, employers and alumni in ways that facilitate their discussion.</p>

16 Explanations:

### Additional Feedback

1 Please enter any additional feedback for changes that should be made:

CLOSE AND EXIT