

# BSCE, Civil Engineering

 Program-1275

## Annual Assessment Plan

1

**2 ULO 4A - ABET1**

an ability to identify, formulate, and solve complex engineering problems by applying principles of engineering, science, and mathematics

## Outcome(s)

- 1 Choose one or more accreditor outcome that aligns with your Program Learning Outcome.

There is no selected outcome.

- 2 Choose one or more Institution outcome that aligns with your Program Learning Outcome.

There is no selected outcome.

- 3 **Please Enter The Following Information Below:**

**Measures** - Need to name specific course/ required experience plus exact exam items, assignments, rubric lines, etc. used for the analysis of performance on the PLO.

**Targets** - Percentage of students expected to earn a particular score on the measure.

**Timeline** - The frequency with which the department will analyze and report student performance on the PLO.

- 4 **Results** - Please enter numeric results, indicating the number and percentage of student performance meeting the target. Record faculty discussion about the strengths and weaknesses in student performance. \*Please see the May Development section on the Assessment of Student Learning website for suggestions about how to process assessment results.

- 5 **Action Plans** - If student performance did not meet the target, identify specific improvement strategies to enact in the upcoming academic year. For example, add instruction on the topic, change an assignment, revise course requirements, revise objectives, identify additional support/resources for students.

- 6 **Closing the Loop** - If you entered action plans for the PLO last year, they will appear in the box below. Please explain what you did to accomplish the action plan this year, re-examine student performance, and determine the success of your action plan.

**3 ULO 6A - ABET2**

an ability to apply engineering design to produce solutions that meet specified needs with consideration of public health, safety, and welfare, as well as global, cultural, social, environmental, and economic factors

## Outcome(s)

- 1 Choose one or more accreditor outcome that aligns with your Program Learning Outcome.

There is no selected outcome.

- 2 Choose one or more Institution outcome that aligns with your Program Learning Outcome.

There is no selected outcome.

- 3 **Please Enter The Following Information Below:**

**Measures** - Need to name specific course/ required experience plus exact exam items, assignments, rubric lines, etc. used for the analysis of performance on the PLO.

**Targets** - Percentage of students expected to earn a particular score on the measure.

**Timeline** - The frequency with which the department will analyze and report student performance on the PLO.

Measures	Targets	Timeline
ENGR 346 - Project: Given a site with development parameters devise a comprehensive stormwater management plan (remember to include specific outcome parameters in the problem statement)	80% of students score 80% or better	Once every two years, next cycle FY23

- 4 **Results** - Please enter numeric results, indicating the number and percentage of student performance meeting the target. Record faculty discussion about the strengths and weaknesses in student performance. \*Please see the May Development section on the Assessment of Student Learning website for suggestions about how to process assessment results.

**ENGR 346 F20:** (Instructor Observations) It is difficult to assess if each student met each Outcome 2 criterion, but overall, I believe the project was a good way to integrate Outcome 2 into the course. (Dept Observations) The project needs to be better incorporated into the course so that students are suitably held accountable for key topic areas in the project, including those described here in Outcome 2. Lacking this accountability does not provide the information needed for the program to make decisions about future curriculum decisions or course offering logistics.

- 5 **Action Plans** - If student performance did not meet the target, identify specific improvement strategies to enact in the upcoming academic year. For example, add instruction on the topic, change an assignment, revise course requirements, revise objectives, identify additional support/resources for students.

**ENGR 346 F20:** Better incorporate the project into the course so that accountability is provided to each student to achieve the outcome. Re-assess early. Follow-up communication related to necessary changes for the next cycle is uploaded under "artifact details" in this record.

- 6 **Closing the Loop** - If you entered action plans for the PLO last year, they will appear in the box below. Please explain what you did to accomplish the action plan this year, re-examine student performance, and determine the success of your action plan.

**ENGR 346 F20 Response to Action Plan:** Class project was changed to submission of an entry into EPA RainWorks Challenge. This contest fits the description of the project used each semester. Outcome 2 parameters are among the judging criteria for the contest.

- 4 **ULO 1A - ABET3**  
an ability to communicate effectively with a range of audiences

## Outcome(s)

- 1 Choose one or more accreditor outcome that aligns with your Program Learning Outcome.

There is no selected outcome.

- 2 Choose one or more Institution outcome that aligns with your Program Learning Outcome.

There is no selected outcome.

- 3 **Please Enter The Following Information Below:**

**Measures** - Need to name specific course/ required experience plus exact exam items, assignments, rubric lines, etc. used for the analysis of performance on the PLO.

**Targets** - Percentage of students expected to earn a particular score on the measure.

**Timeline** - The frequency with which the department will analyze and report student performance on the PLO.

- 4 **Results** - Please enter numeric results, indicating the number and percentage of student performance meeting the target. Record faculty discussion about the strengths and weaknesses in student performance. \*Please see the May Development section on the Assessment of Student Learning website for suggestions about how to process assessment results.

- 5 **Action Plans** - If student performance did not meet the target, identify specific improvement strategies to enact in the upcoming academic year. For example, add instruction on the topic, change an assignment, revise course requirements, revise objectives, identify additional support/resources for students.

- 6 **Closing the Loop** - If you entered action plans for the PLO last year, they will appear in the box below. Please explain what you did to accomplish the action plan this year, re-examine student performance, and determine the success of your action plan.

5 **ULO 6B - ABET4**

an ability to recognize ethical and professional responsibilities in engineering situations and make informed judgments, which must consider the impact of engineering solutions in global, economic, environmental, and societal contexts

## Outcome(s)

- 1 Choose one or more accreditor outcome that aligns with your Program Learning Outcome.

There is no selected outcome.



- 2 Choose one or more Institution outcome that aligns with your Program Learning Outcome.

There is no selected outcome.

- 3 **Please Enter The Following Information Below:**

**Measures** - Need to name specific course/ required experience plus exact exam items, assignments, rubric lines, etc. used for the analysis of performance on the PLO.

**Targets** - Percentage of students expected to earn a particular score on the measure.

**Timeline** - The frequency with which the department will analyze and report student performance on the PLO.

Measures	Targets	Timeline
ENGR 347 - Project that includes trip generation forecasting for new development.	80% of students score 80% or better	Once every two year, next cycle FY23

- 4 **Results** - Please enter numeric results, indicating the number and percentage of student performance meeting the target. Record faculty discussion about the strengths and weaknesses in student performance. \*Please see the May Development section on the Assessment of Student Learning website for suggestions about how to process assessment results.

**ENGR 347 S21:** (Instructor Observations) I was very pleased with students on this assignment. They are using Synchro with expertise and interpreting the results for the best of the community. They have also learned to write a Transportation Impact Analysis study which is the second of the major types of reports that transportation engineers need to write. With the addition of the project management task, students were better equipped for success on this project. (Dept Observations) Assignment should have explicit recognition of outcome.

- 5 **Action Plans** - If student performance did not meet the target, identify specific improvement strategies to enact in the upcoming academic year. For example, add instruction on the topic, change an assignment, revise course requirements, revise objectives, identify additional support/resources for students.

**ENGR 347 S21:** Add a prompt in the submission report asking the students to reflect on the environmental and societal impact based on the Level of Service. Reassess at normal interval.

- 6 **Closing the Loop** - If you entered action plans for the PLO last year, they will appear in the box below. Please explain what you did to accomplish the action plan this year, re-examine student performance, and determine the success of your action plan.

**ENGR 347 S21 Response to Action Plan:** Included a project management task in Monday.com to this project, as well as, the use of TIA Module in Synchro.

6 **ULO 4B - ABET5**

an ability to function effectively on a team whose members together provide leadership, create a collaborative and inclusive environment, establish goals, plan tasks, and meet objectives

## Outcome(s)

- 1 Choose one or more accreditor outcome that aligns with your Program Learning Outcome.

There is no selected outcome.

- 2 Choose one or more Institution outcome that aligns with your Program Learning Outcome.

There is no selected outcome.

- 3 **Please Enter The Following Information Below:**

**Measures** - Need to name specific course/ required experience plus exact exam items, assignments, rubric lines, etc. used for the analysis of performance on the PLO.

**Targets** - Percentage of students expected to earn a particular score on the measure.

**Timeline** - The frequency with which the department will analyze and report student performance on the PLO.



4 **Results** - Please enter numeric results, indicating the number and percentage of student performance meeting the target. Record faculty discussion about the strengths and weaknesses in student performance. \*Please see the May Development section on the Assessment of Student Learning website for suggestions about how to process assessment results.

5 **Action Plans** - If student performance did not meet the target, identify specific improvement strategies to enact in the upcoming academic year. For example, add instruction on the topic, change an assignment, revise course requirements, revise objectives, identify additional support/resources for students.

6 **Closing the Loop** - If you entered action plans for the PLO last year, they will appear in the box below. Please explain what you did to accomplish the action plan this year, re-examine student performance, and determine the success of your action plan.

7 **ULO 4C - ABET6**

an ability to develop and conduct appropriate experimentation, analyze and interpret data, and use engineering judgment to draw conclusions

## Outcome(s)

1 Choose one or more accreditor outcome that aligns with your Program Learning Outcome.

There is no selected outcome.

2 Choose one or more Institution outcome that aligns with your Program Learning Outcome.

There is no selected outcome.

3 **Please Enter The Following Information Below:**

**Measures** - Need to name specific course/ required experience plus exact exam items, assignments, rubric lines, etc. used for the analysis of performance on the PLO.

**Targets** - Percentage of students expected to earn a particular score on the measure.

**Timeline** - The frequency with which the department will analyze and report student performance on the PLO.

Measures	Targets	Timeline



Measures	Targets	Timeline
ENGR 353 - Lab assignment	80% of students score 2/3 on method section	Once every two years, next cycle F20

- 4 **Results** - Please enter numeric results, indicating the number and percentage of student performance meeting the target. Record faculty discussion about the strengths and weaknesses in student performance. \*Please see the May Development section on the Assessment of Student Learning website for suggestions about how to process assessment results.

**ENGR 353 F20:** (Instructor Observations) They did a good job calculating the proper sample size and in the results and discussion they demonstrated that they understood how the sample sizes were chosen, how to assess if good choices were made, what the implications of the sample size were, and how to use the results to adjust samples sizes for the future. More of this should have been done in the methods rather than the results and discussion, so for future offerings they will be instructed to explain and put the calculations in the methods section. (Dept Observations) Consider an assessment with greater resolution and a higher target proficiency. Instructor to consider transitioning this to a quiz-based assessment rather than lab report sub-item in the future.

- 5 **Action Plans** - If student performance did not meet the target, identify specific improvement strategies to enact in the upcoming academic year. For example, add instruction on the topic, change an assignment, revise course requirements, revise objectives, identify additional support/resources for students.

**ENGR 353 F20:** Re-assess early with new assessment strategy implemented.

- 6 **Closing the Loop** - If you entered action plans for the PLO last year, they will appear in the box below. Please explain what you did to accomplish the action plan this year, re-examine student performance, and determine the success of your action plan.

**ENGR 353 F20 Response to Action Plan:** Further instruction. Pre-lab quiz/exercise

## Outcome(s)

- 1 Choose one or more accreditor outcome that aligns with your Program Learning Outcome.

There is no selected outcome.

- 2 Choose one or more Institution outcome that aligns with your Program Learning Outcome.

There is no selected outcome.

- 3 **Please Enter The Following Information Below:**

**Measures** - Need to name specific course/ required experience plus exact exam items, assignments, rubric lines, etc. used for the analysis of performance on the PLO.

**Targets** - Percentage of students expected to earn a particular score on the measure.

**Timeline** - The frequency with which the department will analyze and report student performance on the PLO.





- 4 **Results** - Please enter numeric results, indicating the number and percentage of student performance meeting the target. Record faculty discussion about the strengths and weaknesses in student performance. \*Please see the May Development section on the Assessment of Student Learning website for suggestions about how to process assessment results.
- 5 **Action Plans** - If student performance did not meet the target, identify specific improvement strategies to enact in the upcoming academic year. For example, add instruction on the topic, change an assignment, revise course requirements, revise objectives, identify additional support/resources for students.
- 6 **Closing the Loop** - If you entered action plans for the PLO last year, they will appear in the box below. Please explain what you did to accomplish the action plan this year, re-examine student performance, and determine the success of your action plan.

- 2 Holistic program improvement goals: Programs are expected to have at least one action plan to improve student learning annually. If you have not yet identified an action plan associated with this year's assessment results, or if the department has identified additional issues that require action plans, describe the specific, measurable action plan and its relation to evidence of student performance.

## Assessment Rubric

1

### Process

	1	2	3	4
<b>Is the plan being implemented faithfully and revised as needed?</b>	 Assessment plan is not implemented.	 Most aspects of plan are being implemented or all aspects are implemented to some degree.	 Assessment plan is fully implemented.	 Plan is faithfully executed and modified/evaluated as needed.

2

Explanations:

3

### Engagement

	1	2	3	4

	1	2	3	4
<p><b>Are all relevant parties are meaningfully involved in the creation/revision, implementation, analysis, interpretation and learning improvement process?</b></p>	<p style="text-align: center;">○</p> <p>Limited involvement beyond chair/director</p>	<p style="text-align: center;">○</p> <p>All educators contributing to the curriculum are aware of process and results</p>	<p style="text-align: center;">○</p> <p>All educators contributing to the curriculum participate in conversations regarding the use of assessment data to improve student learning</p>	<p style="text-align: center;">○</p> <p>All relevant stakeholders (students, employers, alumni) are meaningfully involved in the creation/revision, implementation, analysis, interpretation, and/or improvement processes associated with this assessment plan.</p>

4 Explanations:

5 **Program Learning Objectives**

	1	2	3	4

	1	2	3	4
<p><b>Are the program learning objectives clear, measurable, aligned with ULOs/GLOs, and representative of the range of learning for that major/program?</b></p>	<p style="text-align: center;">○</p> <p>PLOs are problematic (vague, abstract, not aligned with ULOs/GLOs) or missing.</p>	<p style="text-align: center;">○</p> <p>PLOs are clear, mostly measurable, partially aligned with ULOs/GLOs.</p>	<p style="text-align: center;">○</p> <p>PLOs are clear, measurable, aligned with ULOs/GLOs, and represent a summary of the knowledge, skills, beliefs, and values that a graduate of this major/program should attain by completing the required curriculum, accounting for variations in learning outcomes due to tracks/concentrations</p>	<p style="text-align: center;">○</p> <p>PLOs are clear, measurable, aligned with ULOs/GLOs, and representative of the range of learning students achieve through completion of the program. The learning objectives provide a comprehensive view of the knowledge, skills, beliefs, and values that are important for a graduate of this major/program and account for variations in learning outcomes due to tracks/concentrations.</p>

6 Explanations:

7 **Measures**

	1	2	3	4

	1	2	3	4
<p><b>Are the instruments used to assess learning relevant to the objective? Do measures yield information/data you can use to drive improvement?</b></p>	<p>○</p> <p>Not all objectives have a measure identified. OR Measures do not directly connect to the objectives.</p>	<p>○</p> <p>All objectives have at least one direct measure. Measures connect to learning objectives superficially or tangentially and/or include learning other than stated objectives. Relies almost exclusively on the same form of assessment (survey, exam, project). Relies almost exclusively on data from a single source (course, program, activity).</p>	<p>○</p> <p>All objectives have at least one direct measure. Some objectives have multiple measures. Measures clearly connect to learning objectives. And two of the following four criteria: Objective measures more than one point in time (formative). Indirect measure are used strategically. Plan Incorporates different forms of assessment (survey, exam, project). Plan incorporates from a variety of sources (course, program, activity).</p>	<p>○</p> <p>Measures meet all of the following criteria: All objectives have at least one direct measure. Some objectives have multiple measures. Measures clearly connect to learning objectives. Objectives measured more than one point in time (formative). Indirect measures are used strategically. Plan incorporates different forms of assessment (survey, exam, project). Plan incorporates data from a variety of sources (course, program, activity).</p>

8 Explanations:

9 **Targets**

	1	2	3	4

	1	2	3	4
<p><b>Are the targets based on professional standards and/or analysis of past student work? Are targets challenging and achievable?</b></p>	<p>Some targets are missing.</p>	<p>Targets are arbitrarily chosen or reflect minimal expectations.</p>	<p>Targets are challenging and achievable based on prior student performance, and reflect an appropriate level of performance.</p>	<p>Targets are challenging and achievable. Targets are based on professional standards and/or prior student performance. Targets are set at a level to inspire program improvement.</p>

10 Explanations:

11 **Timeline**

	1	2	3	4
<p><b>Is the timeline for data collection manageable with sufficient data points to effectively inform decision making and program review?</b></p>	<p>Not identified clearly for all measures.</p>	<p>Clearly states semester/year for each objective/measure. Data analysis delayed from data collection. Time between collection points may not facilitate informed decision making.</p>	<p>Clearly stated and manageable schedule. At least two data points for each objective per review cycle.</p>	<p>Timeline for data collection is manageable and allows for continuous improvement with timely and meaningful decision making even before program review.</p>

12 Explanations:

**Action Plan**

	1	2	3	4
<p><b>Is the department effectively examining and using assessment data to revise curriculum and pedagogy to support student learning?</b></p>	<p style="text-align: center;">○</p> <p>Assessment data not collected/analyzed/used for decisions and/or results not documented in AEFIS.</p>	<p style="text-align: center;">○</p> <p>Data collected, documented and discussed by department. Department reviewed confidence in measures and data as sufficient indicators of student performance. If data indicated changes were needed, action plans were developed in consultation with dean (e.g. improving outcomes, measures, targets, curriculum or pedagogy).</p>	<p style="text-align: center;">○</p> <p>Data collected, documented and discussed by department. Department and dean confirmed confidence in measures and data as sufficient indicators of student performance. Action plans (e.g. improving outcomes, measures, targets, curriculum or pedagogy) developed in consultation with dean. If prior year data warranted action plans, the department implemented the changes.</p>	<p style="text-align: center;">○</p> <p>Department collected and discussed follow-up data after the implementation of action plans in order to determine whether changes resulted in improvement or whether additional action is necessary. Data confirms effective curriculum and pedagogy for learning outcomes. Score of 4 should be assigned only if objectives, measures, targets and timeline all score a 4.</p>

14 Explanations:

15 **Dissemination**

	1	2	3	4



	1	2	3	4
<p><b>Is the department communicating learning objectives, results and improvements related to student learning to a wide audience?</b></p>	<p><input type="radio"/></p> <p>No record of assessment results and changes made as a result of assessment findings.</p>	<p><input type="radio"/></p> <p>The department/program retains records of assessment results and positive changes made as a result of assessment findings, and results are entered in assessment software system.</p>	<p><input type="radio"/></p> <p>The department/program retains records of assessment results and changes made as a result of assessment findings, results are entered in assessment software system, and assessment results and improvements are publicly posted.</p>	<p><input type="radio"/></p> <p>The department/program retains records of assessment results and changes made as a result of assessment findings, and results are entered in assessment software system. Assessment results and improvements are publicly posted and shared proactively with faculty, prospective students, employers and alumni in ways that facilitate their discussion.</p>

16 Explanations:

### Additional Feedback

1 Please enter any additional feedback for changes that should be made:

CLOSE AND EXIT