

Driving Safety -Off-Road Vehicles

Messiah University
Department of Safety

OUTLINE

- Types of Vehicles
- Cart Safety Guidelines
- Use of Carts
 - A. Pre-trip
 - Operation
 - Security
 - Night Driving and Loads
- Review

Types of Utility Vehicles

- Golf Carts



- Gator Vehicles



Messiah University Guidelines

Use of Carts and Gators

- Applies to ALL operators of gas/electric powered Carts/Gators on Messiah University campus
- ALL users must have a current/valid driver's license in possession
- Drivers must be 18 years of age or older
- All drivers must be trained in Cart/Gator operations
- ALL employees operating Carts/Gators must comply with all traffic laws
- Employees are responsible for understanding and complying with the manufacturer's operating recommendations

Carts and Gators vs. Cars

What's the difference?



Carts and Gators vs. Cars



- In a collision – Carts and Gators ALWAYS lose!
- Cars and other motor vehicles ALWAYS have the Right of Way.

Carts and Gators— Rules Of The Road Apply



- You must obey traffic signs and signals
- Pedestrians have the right-of-way
- You must obey campus speed limits

Are You A Defensive Driver?



Defensive driving applies to licensed vehicles, such as cars and trucks. It also applies to Carts and Gators.

What does this symbol mean?



READ ALL WARNING LABELS

**WARNING: ROLLOVER OR
FALLING OFF MAY CAUSE
DEATH**

**WARNING: Riding in cargo bed
can cause severe injury or death.
Do not ride in cargo bed.**

Pre-trip Check

- Check for obstacles or pedestrians around the vehicle
- Adjust mirrors
- Check lights & turn signals
- Be sure everything is properly secured



Pre-trip Check

- Conduct a visual check of the Cart or Gator before driving
- Do the brakes work?
- Check for correct tire pressure

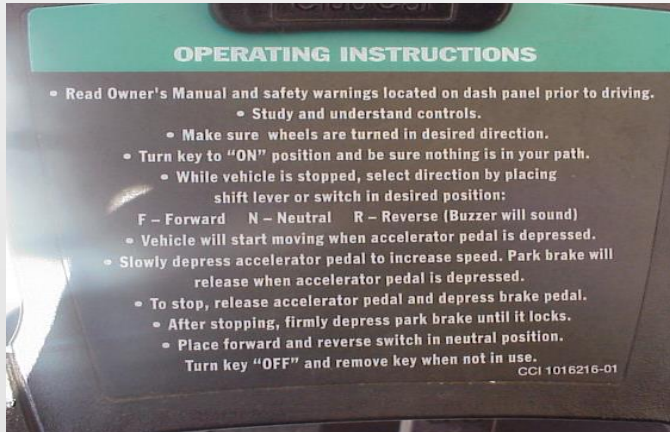


Operating the Vehicle



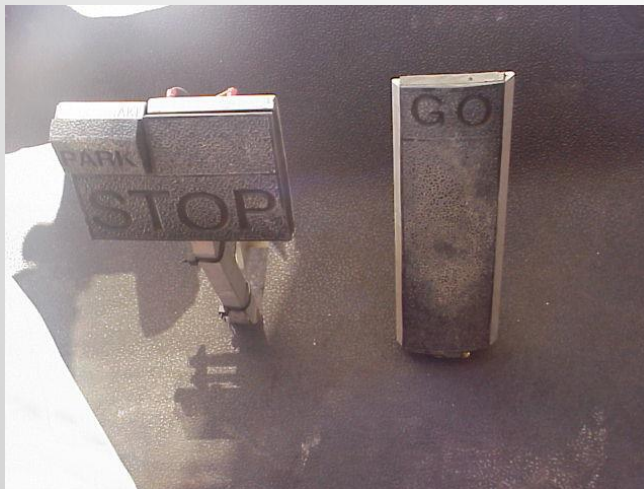
- Always check behind the vehicle before backing
- No more occupants than the number of seats/ seatbelts
- Keep hands and feet inside the vehicle
- Drive slow
- Avoid steep grades

Operating the Vehicle



Accelerator Pedal

Brake Pedal



Parking Brake

Cart Safety Guidelines

- Obey ALL traffic signs
- Do not exceed cart weight capacity
- Sudden stops or changes in direction may result in loss of control, or roll-over
- Keep hands and feet inside at all times when cart is moving
- Avoid tipping over – drive straight up or down a slope
- Always remain seated
- Slow down before and during turns
- Reduce speed, use extra care in inclement weather

Leaving the Vehicle Unattended

- Do not dismount vehicle before it has come to a complete stop
- Engage the brake
- Turn off the engine
- Take the key



Secure the Cart or Gator

- Remove Key
- Lock Doors
- Secure Steering Wheel



Night Driving

- Check the lights before driving at night
- When driving at night, does the cart have:
 - working headlights?
 - brake lights?
 - turn-signal?
- Drive cautious, pedestrians may not see you coming.

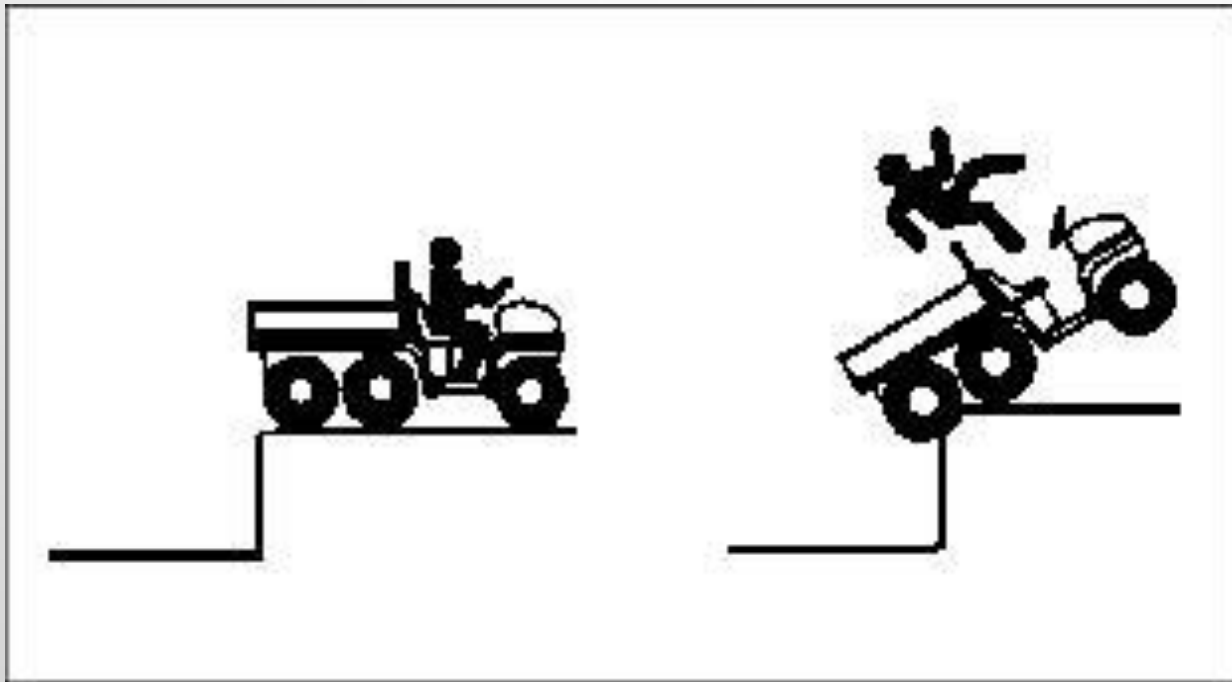


Carrying A Load

- Do not exceed load capacity
- Balance the load
- Secure the load
- Be sure you can see behind the vehicle
- Loads can change on steep grades
- No one rides in the back



Use Caution When Backing or Dumping A Load



When in doubt, Ask...

- About load capacity
- About operating procedures
- About maintenance records



Should you be driving?

- Are you tired, upset, fatigued, ill?
- Are you taking prescription or over-the-counter medication?
- Are you emotionally upset?

NOTE: No one is allowed to drive a Messiah University vehicle while under the influence of alcohol or drugs.

Pedestrians

- Pedestrians have the right of way
- Avoid sidewalks when possible
- Drive slow
- Avoid heavy pedestrian traffic areas if possible



Just plain common sense...

- Always tie-down your load
- Always set your brake once you get to your destination
- After loading, check to see if all four wheels still touching the ground?



Review

- Pedestrians have Right of Way
- Know the vehicle you are driving.
- Be aware of your surroundings.
- Do not “horse around” with the vehicle
- Drive slow.

Whatever you drive...

- Do a pre-trip check
- Review how the vehicle operates **BEFORE** you turn it on
- Know your vehicle
- If something is broken, **DON'T** use it until it's fixed!
- If you are not familiar with where you are going... Check a campus map before you get started

SAFETY FIRST!

The whole idea is to get the job done without endangering yourself or others!

Messiah University

Department of Safety

Off-Road Vehicle Training -Certification

_____ Date _____ ID#

_____ Printed Name

Student Employee

I, hereby, attest to the fact that I have completely reviewed this program information and verify that I will abide by all of its policies and procedures. Additionally, refer to the Vehicle Management Policy for specific guidelines.

_____ Signature